








Mitel 6863i with peoplefone


No freely programmable function keys



-  Redial
-  Menu
-  Transfer Call
-  Dial numbers with the right directional key

Call pick up



  + internal number of the ringing device and then dial with the right directional key 

Call transfer - Attended transfer

Put the call on hold with the  key, then dial the

number that you wish to transfer and press the right directional key  to dial. If the third party wishes to accept the call, press  again.

Call transfer - Blind transfer

Put the call on hold with the  key, then dial the number that you wish to transfer and press  again in order to immediately transfer the call

Setup a Forwarding

Press the menu key  -> Navigate to the 2nd option ->

Choose which rule you want to change -> Set a number to forward to -> Switch the status to "On"

Disable a Forwarding

Same steps as above, except the status is set to "Off".

This just deactivates it, for simple reactivation later.

Change the used Identity

User the left  and right  direction keys to cycle through the different identities of the phone

Reboot the phone

Open the Menu  and navigate the 7th option "Restart Phone"